



## Basic Guide for Students

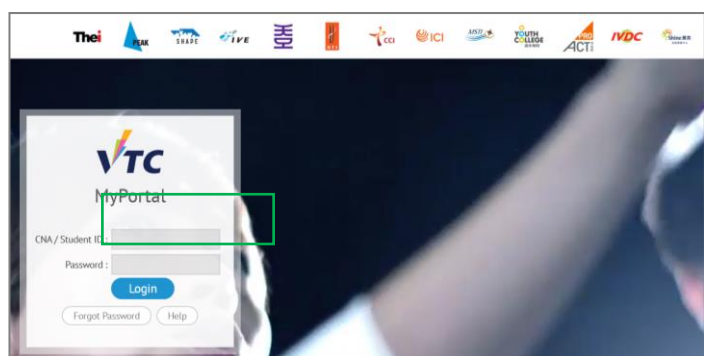
**MOODLE** stands for Modular Object-Oriented Dynamic Learning Environment. It is an e-Learning Management Platform that enhances the learning and teaching of VTC. Every Moodle user can be a potential teacher and a student. The VTC Moodle Platform has been upgraded to version 4.1 in August 2023.

### (1) Logging in Moodle Platform

You can access the Moodle platform via either way, as shown below. Enter your CNA username (a 9-digit student number) and CNA password.

■ VTC MyPortal (<https://myportal.vtc.edu.hk>)

■ VTC Moodle Platform (<https://moodle.vtc.edu.hk>)



MyPortal Home Page



The Moodle Home Page

**Remarks:** You should first activate your Computing and Network Account (CNA) at <https://cnatools.vtc.edu.hk/CNAPortal/Activate.aspx> before you can access the Moodle platform.

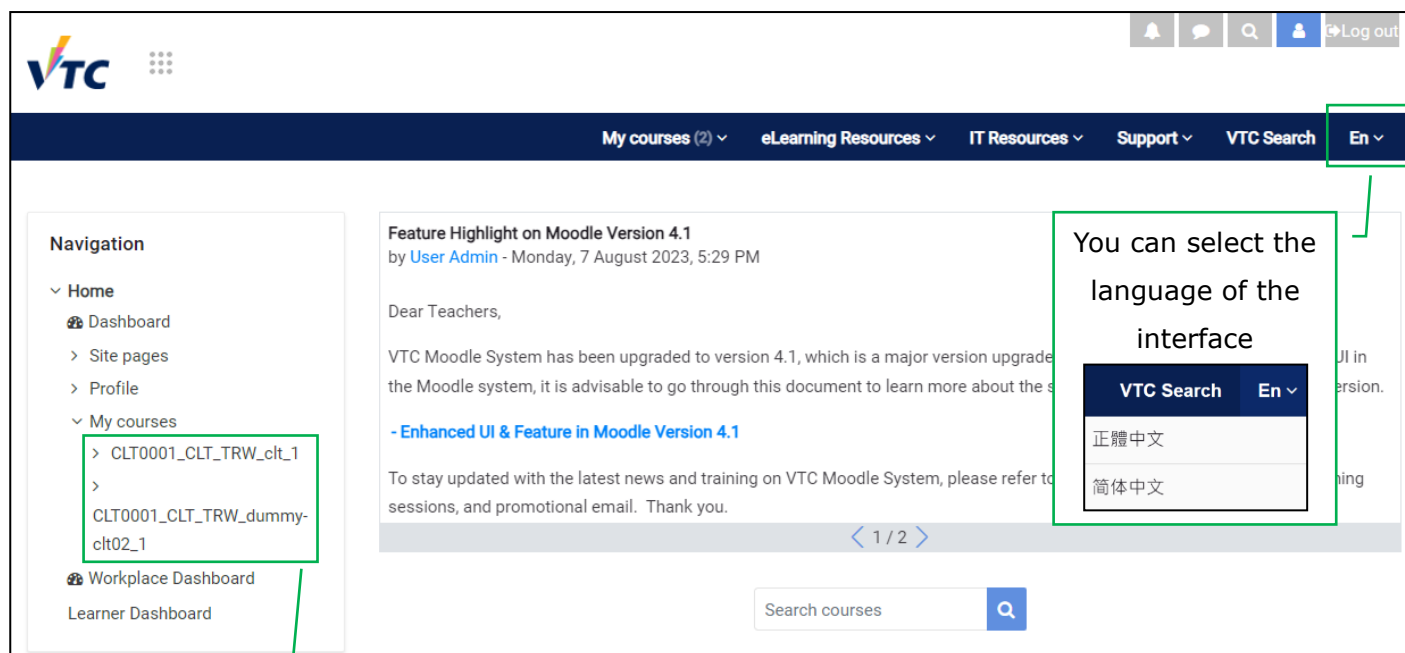
### (2) My Profile

Each user (teachers and students) has a personal profile including information such as name, photo, country, city/town, email address, course profile as well as first and last access.

Your photo is automatically imported from the Student Record System (SRS). You will be able to see the photos of your teachers and classmates in some of the course activities, such as "Forum".

### (3) Moodle Homepage & My Moodle Page

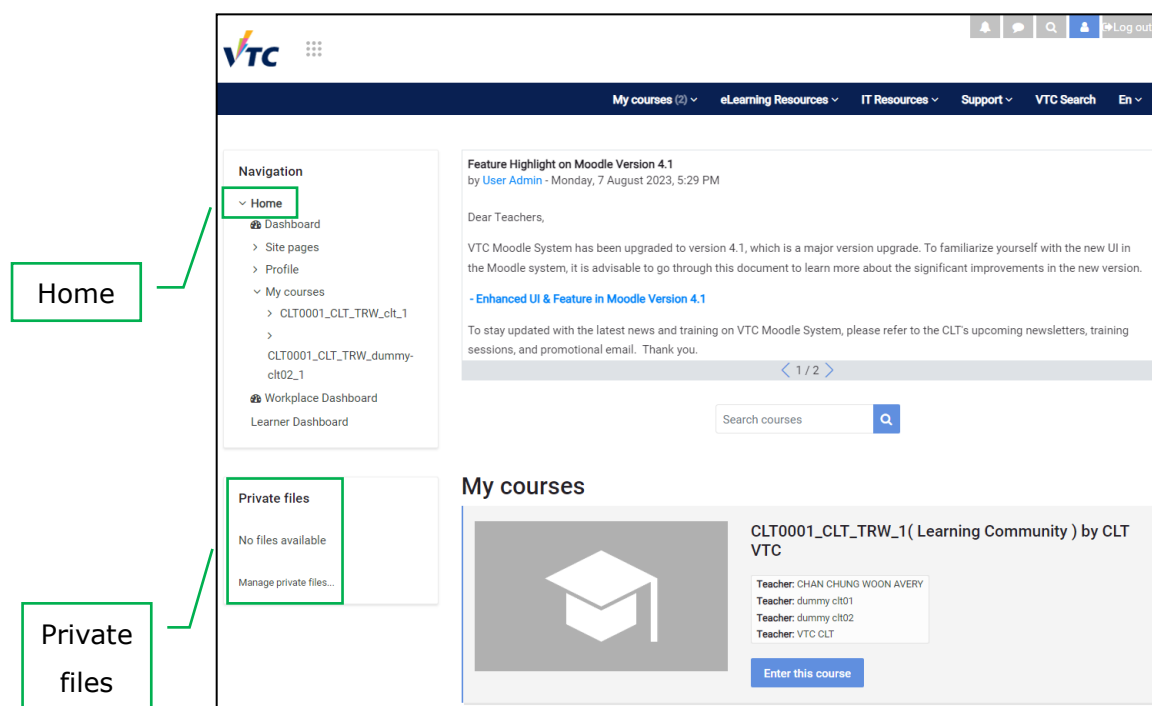
- After successfully logging in, you can navigate to this Moodle Homepage. You can also select the language of the Moodle interface.
- In the left column, you can find a list of your Moodle Courses. Click a course title to access the learning contents/activities designed by your teacher.



*The Moodle Homepage*

- When you click "**Home**", you can access your courses and manage your private files.
  - You can click "**Manage private files**" to manage your private files.
- Students have **500MB of storage space** for personal use.

**Remarks:** If you cannot find a VTC module you are studying, please contact your teacher directly.



*My Moodle Page*

## (4) Moodle Course

On your course homepage, you may have access to

- some key information about the course, such as syllabus, scheme of work and assessment strategies;
- learning resources provided by your teacher, such as handouts, PowerPoint files, web links, etc.;
- interactive activities, such as “H5P” for accessing interactive content and “Forum” for discussion and communication;
- assessment activities, such as “Assignment” and “Quiz”;

The screenshot displays the Moodle course interface for CLT0001\_CLT\_TRW\_1( Learning Community ) by CLT VTC. The top navigation bar includes links for My courses (2), eLearning Resources, IT Resources, Support, VTC Search, and a user profile with a Log out button. The course title is prominently displayed in a blue header. Below the header, a breadcrumb trail shows the path: Home > My courses > CLT0001\_CLT\_TRW\_clt\_1. A progress bar on the left indicates 0% completion. The main content area is organized into two primary sections: 'General' and 'Lesson 1'. The 'General' section contains links to Announcements, Syllabus, Scheme of work, and Assessment scheme. The 'Lesson 1' section contains links to Introduction, Lecture notes 1, and Mid Term Assignment. A green box highlights the 'Key information about the course' section, which includes a link to the syllabus. Another green box highlights the 'Learning resources' section, which includes links to learning resources, interactive activities, and assessment. The page also shows a progress bar at the top left indicating 0% progress.

## (5) Moodle Support

- You can find useful resources at the **Moodle Resources Website** (<http://elsupport.vtc.edu.hk>).
- For any queries on Moodle, please contact **Campus IT Services Support** ([Campus IT Services Support List](#)).
- For queries on course content, please ask your teacher.