



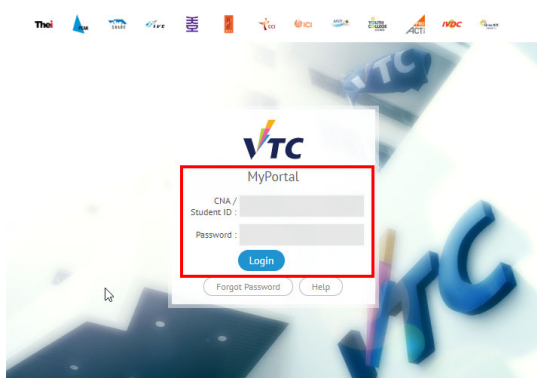
## Basic Guide for Students

**MOODLE** stands for Modular Object-Oriented Dynamic Learning Environment. It is an e-Learning Management Platform that enhances the learning and teaching of VTC. Every Moodle user can be a potential teacher and a student. The VTC Moodle Platform has been upgraded to version 3.4 in August 2018.

### (1) Logging in Moodle Platform

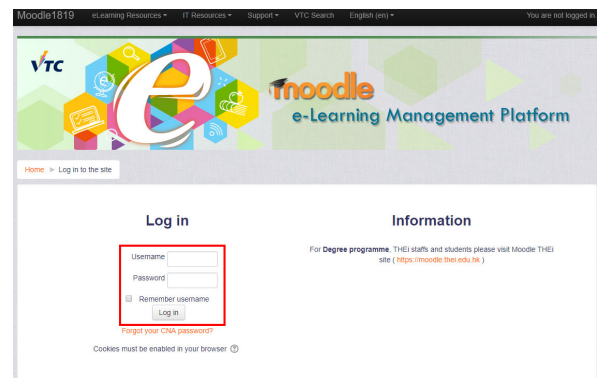
You can access the Moodle platform via either way as shown below. Enter your CNA username (a 9-digit student number) and CNA password.

■ VTC MyPortal (<https://myportal.vtc.edu.hk>)



The MyPortal Home Page

■ VTC Moodle Platform (<https://moodle.vtc.edu.hk>)



The Moodle Home Page

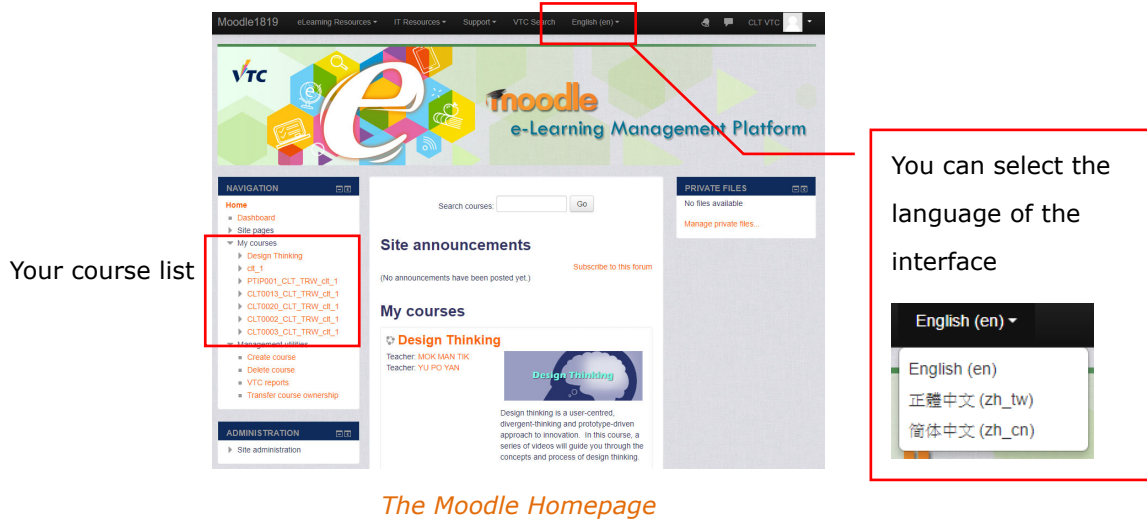
**Remarks:** You should first activate your Computing and Network Account (CNA) at <https://cnatools.vtc.edu.hk/CNAPortal/Activate.aspx> before you can access the Moodle platform.

### (2) My Profile

Each user (teachers and students) has a personal profile including information such as name, photo, country, city/town, email address, course profile as well as first and last access. Your photo is automatically imported from the Student Record System (SRS). You will be able to see the photo of your teachers and classmates in some of the course activities such as forum.

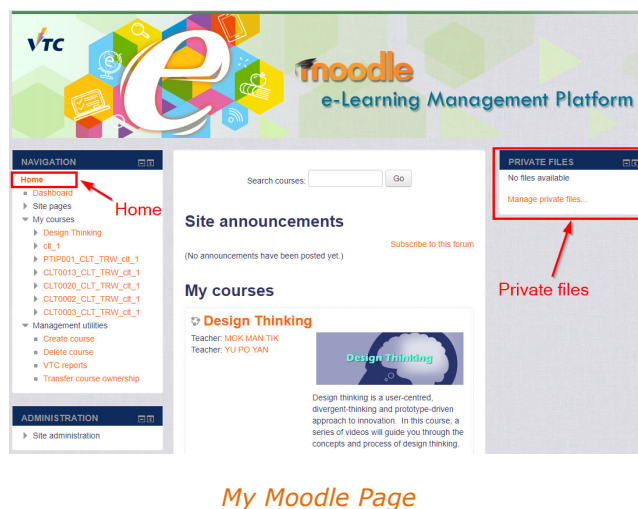
### (3) Moodle Homepage & My Moodle Page

- After you have successfully logged in, you can navigate on this Moodle Homepage. You can also select the language of the Moodle interface.
- In the left column, you can find a list of your Moodle Courses. Click a course title to access the learning contents/activities designed by your teacher.



- When you click "Home", you can access your courses and manage your private files. Students have **1GB of storage space** for personal use.

**Remarks:** If you cannot find a VTC module you are studying, please contact your teacher directly.



#### (4) Moodle Course

On your course homepage, you may have access to

- some key information about the course such as syllabus, scheme of work and assessment strategies;
- learning resources provided by your teacher such as handouts, PowerPoint files, web links, etc.;
- interactive activities such as forum for discussion and communication;
- assessment activities such as assignment and quiz;
- some entries in the "Calendar".

The screenshot shows the Moodle course homepage. A callout box on the left points to the 'Key information about the course' section, which includes 'Announcements', 'Syllabus', 'Scheme of work', and 'assessment strategies'. Another callout box on the left points to the 'Learning resources', 'Interactive activities', and 'Assessment activities' sections. A callout box on the right points to the 'Calendar' section, which displays a calendar for February 2019.

*The Moodle Course Homepage*

#### (5) Moodle Support

- You can find useful resources at the **Moodle Resources Website** (<http://eLsupport.vtc.edu.hk>).
- For any queries on Moodle, please send an email to **ITSD Helpdesk** ([itsd-helpdesk@vtc.edu.hk](mailto:itsd-helpdesk@vtc.edu.hk)).